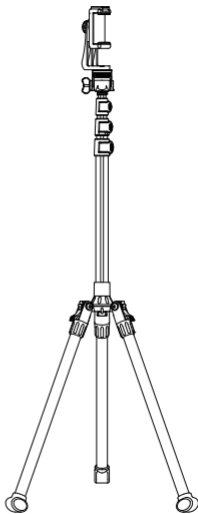


# SmallRig

## Reverse Folding Stand Kit for Smartphone

User Manual



In order to ensure user's safety and prevent the product damages caused by any improper use, please carefully read the "Warnings" below and properly keep this User Manual for future reference.

## Product Introduction

Welcome to the new SmallRig Reverse Folding Stand Kit for Smartphone, which provides an all-in-one portable solution for indoor and outdoor live streaming. The legs of the stand can support three angle adjustments and can be folded reverse, meeting the needs of both stable support and small portability.

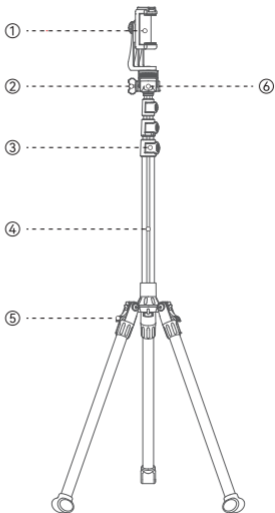
## Warnings

- Thank you for purchasing SmallRig's product.
- Please read this Operating Instruction carefully.
- Please follow the safety warnings.

## In the Box

Reverse Folding Stand	× 1	Wireless Remote Controller	× 1
Snail Gimbal	× 1	Allen Wrench	× 2
Fast Switch Phone Clamp	× 1	User Manual	× 1

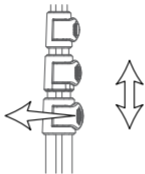
## Product Details



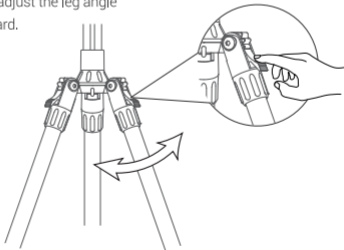
- ① Fast Switch Phone Clamp
- ② Gimbal Knob
- ③ Height Adjust Lock
- ④ Center Column
- ⑤ Leg Angle Adjust Lock
- ⑥ Snail Gimbal

## Usage

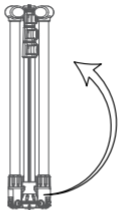
1. Height adjustment: unlock the Height Adjust Lock ③ as shown in the image below and stretch the center column up or down to the ideal height.



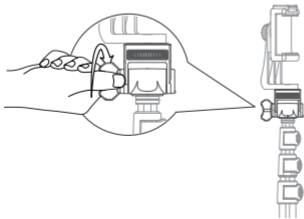
2. Legs angle adjustment: press the Leg Angle Adjust Lock ⑤ as shown in the picture below and adjust the leg angle upward or downward.



3. Reverse folding: press the Leg Angle Adjust Lock ⑤ and fold the legs backward to the position close to the center column.



4. Pitch adjustment: fix the Snail Gimbal ⑥ to the 1/4"-20 screw on the the center column. Adjust the pitch angle of the mobile phone by releasing the Gimbal Knob ②.



## Specifications

Storage height	420mm
Working height	500 - 1700mm
Number of central shaft sections	4
Center column diameter	23mm / 20mm / 17mm / 14mm
Leg diameter	20mm
Snail gimbal	Pitch 180 °
Safe load capacity	2kg
Phone clamp compatible phone size	55 - 88mm

# Service Warranty

---

Please keep your original receipt and guarantee card. Be sure the dealer has written on it the date of purchase and SN of the product. These are required for warranty service.

## After-sale Warranty Terms

SmallRig products are entitled to warranty services as of the date of payment.

- Electronic products (except V mount battery): 1-year warranty.
- V mount battery: 2-year warranty.
- Non-electronic products: 2-year warranty.

Note: In case of any conflict between our warranty period policy and applicable laws and regulations of the country / region where the products are sold, the latter shall prevail.

## This Warranty Does Not Cover

1. If users fail to adhere to the "Operating Instruction" or any "Warnings" stated in the user manual, resulting in a quality failure, it falls outside the scope of warranty coverage.
2. The product identification or SN label is removed or defaced in any way.
3. Product damage caused by problems not attributable to the quality of the products such as improper use of the products.
4. Product damage caused by unauthorized modification, disassembly, repair and other acts.
5. Product damage caused by fires, floods, lightning and other force majeure factors.

## Warranty Mode

- For the products within the scope of warranty, SmallRig will repair or replace them on the basis of specific failures; the repaired / replaced products / parts are entitled to the remaining part of the original warranty period.

## Contact Information

- You're advised to contact the online customer service personnel of corresponding shopping platform and submit a repair service application.
- You may also apply for repair service through SmallRig's service email.

Service Email: [support@smallrig.com](mailto:support@smallrig.com)

# Guarantee Card

ID No.	
Item Name	
Purchase Date	
User Name	
Mobile	
Address	
Receipt	

EC	REP	Prolinx GmbH Brehmstr.56,40239 Duesseldorf Germany eu@eulinx.eu
----	-----	---

UK	REP	Prolinx Global LTD 27 Old Gloucester Street London,WC1N3AX, UK eu@eulinx.eu
----	-----	---

Manufacturer: Shenzhen Leqi Innovation Co., Ltd.

Add: Rooms 103, 501 and 601, Building 5, Fenghe Industrial Park, Nos. 1301-50  
Guanguang Road, Longhua District, Shenzhen, Guangdong, China.

Consignor: Shenzhen LC Co., Ltd

Add: Rooms 602, Building 5, Fenghe Industrial Park, No. 1301-50 Guanguang Road,  
Xinlan Community, Guanlan Street, Longhua District, Shenzhen, Guangdong, China.

**CE RoHS**



Made in China

WE ARE HERE FOR YOU  
服务与支持

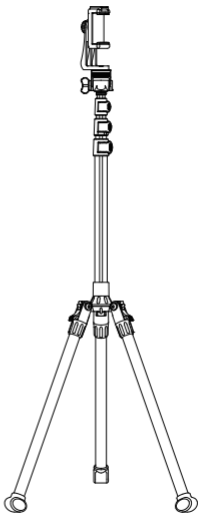
ETICHETTATURA AMBIENTALE  
ENVIRONMENTAL LABELING



# SmallRig

## 反折直播支架套装

用户手册



为了保障使用者的安全以及防止不当使用导致产品损坏，请认真阅读本用户手册，并妥善保管，以备随时查阅。

## 产品简介

欢迎使用全新 SmallRig 反折直播支架，本品为室内直播、室外直播提供一体化便携解决方案。支架腿部可支持三种角度调节，并可反折收纳，同时满足稳固支撑和轻便便携两个场景需求。

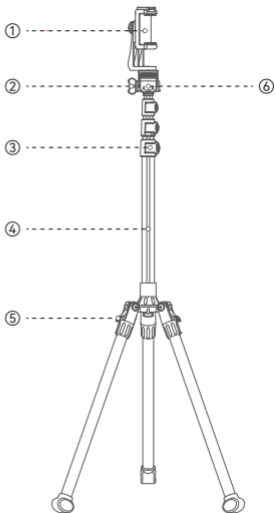
## 重要提示

- 感谢您购买 SmallRig 产品。
- 使用本产品之前，请仔细阅读操作指引。
- 请注意所有警告提示并遵循使用操作指引的所有指令。

## 包装清单

反折支架	× 1	无线遥控器	× 1
蜗牛云台	× 1	六角扳手	× 2
横竖拍手机夹	× 1	用户手册	× 1

## 产品介绍



① 横竖切换手机夹

② 云台旋钮

③ 高度调节锁扣

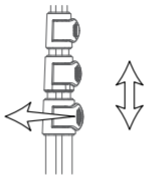
④ 中轴

⑤ 脚管角度调节锁扣

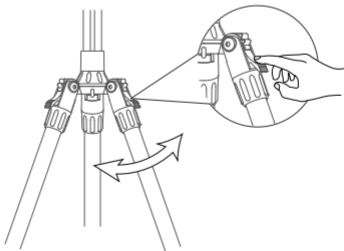
⑥ 蜗牛云台

## 功能说明

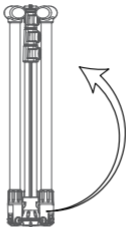
1. 高度调节：解锁上图中高度调节锁扣③，向上或向下拉伸中轴至理想高度。



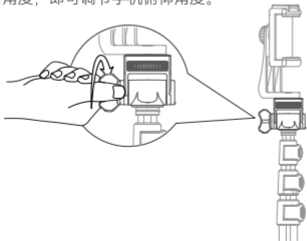
2. 脚管角度调节：按压上图中脚管角度调节锁扣⑤并向上或向下调节脚管角度。



3. 反折收纳：按压脚管角度调节锁扣⑤并将脚管反折至紧贴中轴的位置。



4. 俯仰调节：将蜗牛云台⑥固定至中轴1/4"-20螺丝上，通过释放云台旋钮②并调节云台角度，即可调节手机俯仰角度。



## 产品参数

收纳高度	420mm
工作高度	500 ~ 1700mm
中轴节数	4节
中轴管径	23mm / 20mm / 17mm / 14mm
脚腿管径	20mm
蜗牛云台	俯仰180°
安全承重	2kg
手机夹适配手机尺寸	55 ~ 88mm

# 保修条款

---

请保留您的原始购买单据及保修卡,同时包含您的购买日期、产品序列号等,这些资料质保服务时均需要提供。

## 售后质保条款

SmallRig产品自下单付款之日起享有质保服务。

- 电子产品(除V口电池): 1年质保。
- V口电池: 2年质保。
- 非电子产品: 2年质保。

注:若销售地国家或地区的适用法律法规有冲突的,以销售地国家或地区有关质保期的法律法规为准。

## 质保无效说明

1. 当用户违反操作指引或用户手册中“重要提示”任何一条导致的质量失效,不在质保范围内。
2. 产品序列号标识已经被撕毁或无法辨识,不在质保范围。
3. 产品使用不当等非产品本身质量问题,而造成的产品损坏,不在质保范围。
4. 非官方指导的私自改装、拆解、维修等行为而造成的损坏,不在质保范围。
5. 因火灾、水灾、雷击等不可抗力造成的产品损坏,不在质保范围。

## 维修方式:

- 属于质保范围的,SmallRig根据产品具体的故障对产品进行维修或更换;维修后的产品/部件享受原有保修期的剩余时长。

## 联系方式

- 建议您优先前往相应购买平台联系在线客服,提出产品维修申请。
- 您也可以通过 SmallRig 服务邮箱申请维修服务。

服务邮箱: [support@smallrig.com](mailto:support@smallrig.com)

# 保修卡

ID 编号	
产品名称	
购买日期	
用户姓名	
用户电话	
用户地址	
购买单据	

执行标准: GB/T 26572-2011



**RoHS**



LQ-B336-18

中国制造

制造商: 深圳市乐其创新股份有限公司

地址: 中国广东省深圳市龙华区观澜街道新澜社区观光路 1301-50 号  
丰和工业园厂房 5 栋 103、501、601

委托商: 深圳市乐长科技有限公司

地址: 中国广东省深圳市龙华区观澜街道新澜社区观光路 1301-50 号  
丰和工业园厂房 5 栋 602