

Advanced V-Mount Battery Mount Plate with Dual 15mm Rod Clamp

User Manual

In order to ensure user's safety and prevent the product damages caused by any improper use, please carefully read the "Warnings" below and properly keep this User Manual for future reference.

Foreword

Thank you for purchasing SmallRig products.

Warnings

- Please read this User Manual Carefully before using the product.
- Keep the User Manual properly. If other users want to use this product, give this User Manual with the product.
- Note all the warnings and follow all the instructions provided in this User Manual.
- Please do not drop the product, or use it under high temperatures or when a short circuit occurs.
- Keep out of reach of children.
- Do not use in damp environment to avoid short circuit.
- When the indicator light keeps blinking, it means the working temperature exceeds 65℃. Please suspend its use.

Intended Use

- Please read this User Manual carefully, especially the "Warnings".
- Please use or store the product in the environment mentioned herein.
- It will be regarded as an improper use when the users are not correctly follow the User Manual or use the product under the specific working condition.

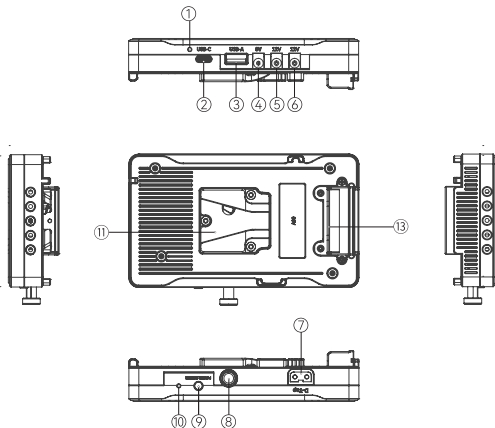


Do not disassemble the product. If you have any questions, please contact the seller to apply after-sales service.

In the Box

V-Mount Battery Mount Plate (Advanced Version)	× 1
Dual Rod Clamp	× 1
Allen Wrench	× 2
Screw	× 4
User Manual	× 1

Product Introduction



① Charging / Discharging Indicator Light

② USB-C Input / Output Port

③ USB-A Output Port

④ DC1 DC5521 8V Output Port

⑤ DC2 DC5525 12V Output Port

⑥ DC3 DC5525 12V Output Port

⑦ D-Tap Input / Output Port

⑧ V-Mount Unlock Button

⑨ Power On / Off Button

⑩ Power Indicator Light

⑪ V-Mount

⑫ BP Battery Contacts

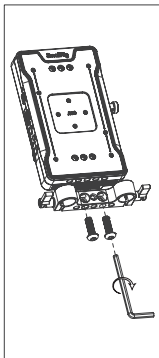
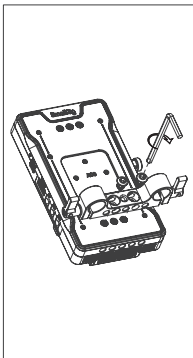
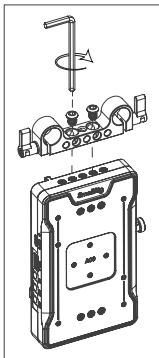
Specifications

Battery Compatibility	V-Mount Battery
Dual Rod Diameter	15mm (for 15mm LWS rod system)
Battery Voltage	11.0V ~ 16.8V
Battery Rated Capacity	3500mAh ~ 20000mAh / 14.8V
Cut-off Voltage	11.0V
Input Voltage (Max.)	16.8V
Working Power (Max.)	≤ battery power (subject to battery capacity)
Total Maximum Power	Discharging: 271W (Max)
D-Tap Rated Input / Output Current	5A
D-Tap Input / Output Current (Max.)	10A Max (subject to power adapter)
D-Tap Input Voltage	11.0V ~ 16.8V
USB-A Output Power	36W (Max)
USB-A Output Protocol	QC2.0 / QC3.0 / AFC / FCP / DCP-1.5A / APPLE-2.4A
USB-C Input Power	65W (Max)
USB-C Output Power	65W (Max)
USB-C Input / Output Protocol	PD3.0 / QC2.0 / QC3.0 / PPS / AFC / FCP / DCP-1.5A / APPLE-2.4A
DC1 Output	8V / 3A (Max)
DC2 Output	12V / 3A (Max)
DC3 Output	12V / 3A (Max)
DC Overcurrent Protection	≥ 4.1A
Product Weight	341g ± 10g
Material (s)	Aluminum Alloy

Functions Description

Charging / Discharging Indicator Light	USB-C charging; orange light—slow charging / discharging, ice blue light—fast charging / discharging
Power Indicator Light	Light on—powered on, light off—powered off; light flashing—working temperature exceeds 65°C
Power On / Off Button	Power on—tap the button; power off—long press the button for 2 seconds; D-Tap, USB-A and DC output unavailable after powering-off; D-Tap input and USB-C input / output available after powering-off

Installation Diagram



Service Warranty

Please keep your original receipt and guarantee card. Be sure the dealer has written on it the date of purchase and SN of the product. These are required for warranty service.

After-sale warranty terms:

1.7 Days DOA Return Policy: Within 7 days from the date of the package receipt, return or replacement can be done if the item received is malfunctioning or physical damaged (not caused by human abused), return shipping cost will be on SmallRig's charge.

2.SmallRig products are entitled to warranty services as of the date of payment.

- Electronic products: 1-year warranty, 1-year free warranty service.
- Non-electronic products: 2-year warranty, 2-year free warranty service.

Note: In case of any conflict between our warranty period policy and applicable laws and regulations of the country/region where the products are sold, the latter shall prevail.

This warranty does not cover:

1. Defect caused by users' violation of the "Warnings" and "Intended Use".
2. The product identification or SN label is removed or defaced in any way.
3. Product damage caused by problems not attributable to the quality of the products such as improper use of the products.
4. Product damage caused by unauthorized modification, disassembly, repair and other acts.
5. Product damage caused by fires, floods, lightning and other force majeure factors.

Warranty Mode:

For the products within the scope of warranty, SmallRig will repair or replace them on the basis of specific failures; the repaired/replaced products/parts are entitled to the remaining part of the original warranty period.

Contact Information:

- You're advised to contact the online customer service personnel of corresponding shopping platform and submit a repair service application.
- You may also apply for repair service through SmallRig's service email.

Service Email: support@smallrig.com

For more support information: www.smallrig.com/support

Guarantee Card

ID No.	
Item Name	
Purchase Date	
User Name	
Mobile	
Address	
Receipt	

www.smallrig.com

Made in China

Manufacturer: Shenzhen Leqi Network Technology Co., Ltd.

Add: Rooms 103, 501 and 601, Building 5, Fenghe Industrial Park,
Nos. 1301-50 Guanguang Road, Longhua District,
Shenzhen, Guangdong, China.

Consignor: Shenzhen LC Co., Ltd.

Add: Rooms 602, Building 5, Fenghe Industrial Park,
No. 1301-50 Guanguang Road, Xinlan Community, Guanlan Street,
Longhua District, Shenzhen, Guangdong, China.

EC	REP
----	-----

Prolinx GmbH
Brehmstr.56,40239 Duesseldorf Germany
eu@eulinx.eu

UK	REP
----	-----

Prolinx Global LTD
27 Old Gloucester Street London, WC1N3AX, UK
eu@eulinx.eu

