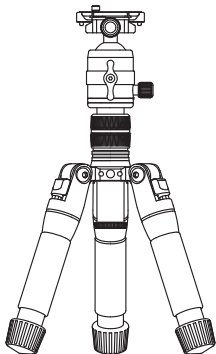


SmallRig



Aluminum Mini Tripod VT-20

User Manual

Thank you for purchasing SmallRig's product.

Warnings

- Please read this User Manual carefully.
- Please heed all warnings and follow all instructions in the owner's manual.

In the Box

Tripod Kit × 1

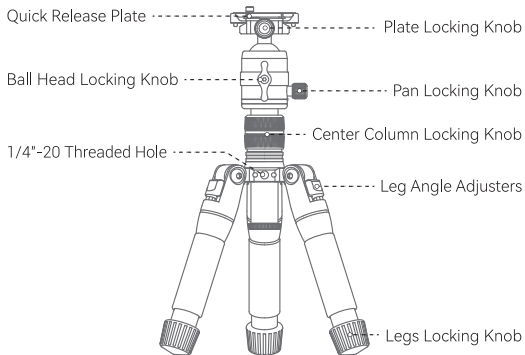
Allen Wrench × 1

Smartphone Holder × 1

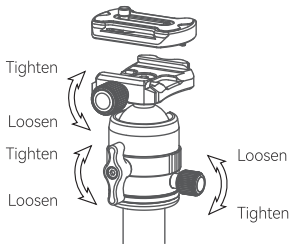
Hook × 1

User Manual × 1

Product Details

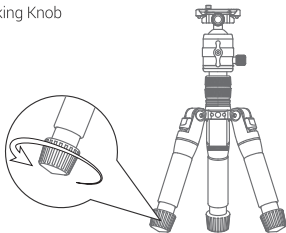


Usage

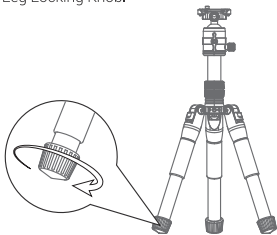


Extending Tripod Legs

1. Unscrew the Legs Locking Knob to loosen the legs.



2. Extend the legs, tighten the Leg Locking Knob.



Adjusting the Center Column

Loosen Center Column Locking Knob to adjust the height of the Center Column.

