

SmallRig



# CT195 Video Tripod Kit

User Manual

Thank you for purchasing SmallRig's product, Please read carefully before using.

---

In order to ensure user's safety and prevent damages to the product due to any improper use, please carefully read the "Warnings" below and properly keep this User Manual for future reference.

## Warnings

- Do not overload use.
- Brutal operation is strictly prohibited to avoid damage to the head.
- Make sure the device is securely attached before operating the video head.
- Do not move the tripod when the device is attached.
- Do not use in an environment with a temperature lower than minus 15 degrees or higher than 70.
- Do not leave the product expose to the sun for a long time.
- It is forbidden to inject petroleum preparations, lubricants, and corrosive substances into the head. Please use standard lubricating oil or grease if needed.
- For personal safety, please stay away from high-voltage equipment or strong chemicals when using.

## In the Box

The package includes the following items:



CT195 Tripod Kit  
(including a fluid head) × 1



Metal Spiked Feet × 3



Allen Wrench × 2



Carrying Bag × 1

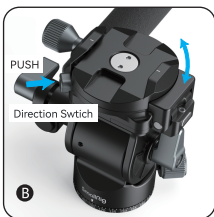

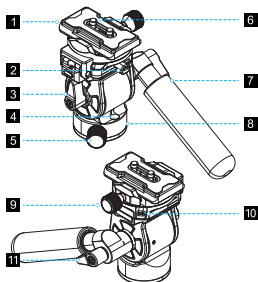


User Manual × 1

Thank you for purchasing SmallRig's product, Please read carefully before using.

## Product Details

- 1 Quick release plate
- 2 Vertical shooting button
- 3 Tilt Knob
- 4 Spirit level
- 5 Panoramic locking knob
- 6 1/4"-20 screw
- 7 Handle telescopic locking knob
- 8 Base
- 9 Platform locking knob
- 10 Direction button
- 11 Grip handle angle adjusting locking knob



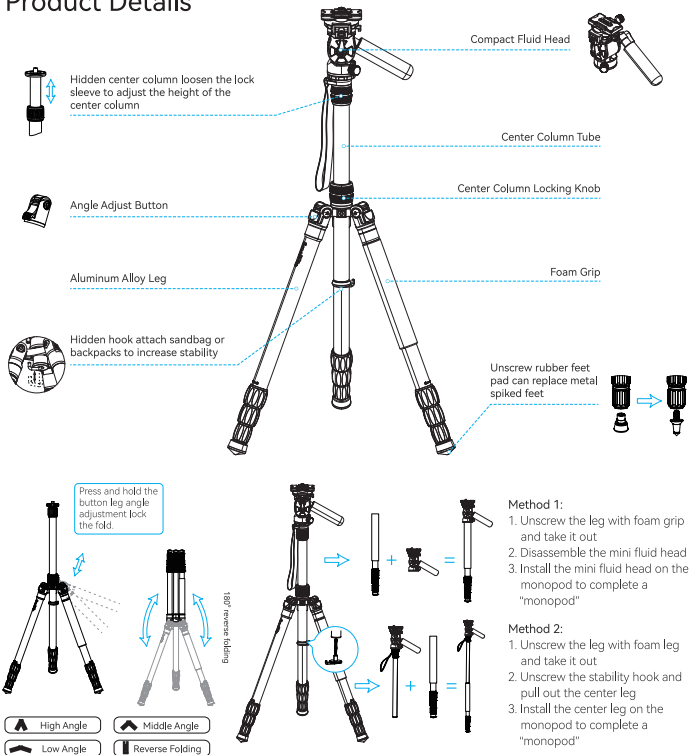
## Specifications

Model	Base MAX.D	Width	Height	Depth	Tilt Angle	Weight	Max.Load
4104	φ45mm	103mm	103mm	150mm	90 degrees down	0.55kg	5kg
4104	φ1.77in	4.06in	4.06in	5.91in	90 degrees up	1.21lbs	11.0lbs

\* To improve the products, if any changes in design / specification / parameter, please refer to the real product.

Thank you for purchasing SmallRig's product, Please read carefully before using.

## Product Details



## Specifications

Model	Material	Section	Max.D	Folded	Min.H	Max.H	Weight	Max load	Folded	Max.H
CT195	Aluminum Alloy	4	φ25mm	430mm	390mm	1750mm	1.45kg	15kg	370mm	1800mm
CT195	Aluminum Alloy	4	φ0.98in	16.9in	15.4in	68.9in	3.2lbs	33lbs	14.6in	70.9in

\* All the specifications are measured without a ball head.

Thank you for purchasing SmallRig's product, Please read carefully before using.

## Service Warranty

Please keep your original receipt and guarantee card. Be sure the dealer has written on it the date of purchase and SN of the product. These are required for warranty service.

### After-sale warranty terms:

1. 7 Days DOA Return Policy: Within 7 days from the date of the package receipt, return or replacement can be done if the item received is malfunctioning or physical damaged (not caused by human abused), return shipping cost will be on SmallRig's charge.
2. SmallRig products are entitled to warranty services as of the date of payment.
  - Electronic products: 1-year warranty, 1-year free warranty service.
  - Non-electronic products: 2-year warranty, 2-year free warranty service.

**Note: In case of any conflict between our warranty period policy and applicable laws and regulations of the country/region where the products are sold, the latter shall prevail.**

### This warranty does not cover:

1. Defect caused by users' violation of the "Warnings" and "Intended Use".
2. The product identification or SN label is removed or defaced in any way.
3. Product damage caused by problems not attributable to the quality of the products such as improper use of the products.
4. Product damage caused by unauthorized modification, disassembly, repair and other acts.
5. Product damage caused by fires, floods, lightning and other force majeure factors.

### Warranty Mode:

For the products within the scope of warranty, SmallRig will repair or replace them on the basis of specific failures; the repaired/replaced products/parts are entitled to the remaining part of the original warranty period.

### Contact Information:

- You're advised to contact the online customer service personnel of corresponding shopping platform and submit a repair service application.
- You may also apply for repair service through SmallRig's service email.

Service Email: [support@smallrig.com](mailto:support@smallrig.com)

For more support information: [www.smallrig.com/support](http://www.smallrig.com/support)

### Guarantee Card

ID No.	
Item Name	
Purchase Date	
User Name	
Mobile	
Address	
Receipt	

EC	REP	Prolinx GmbH Brehmstr.56,40239 Duesseldorf Germany <a href="mailto:eu@eulinx.eu">eu@eulinx.eu</a>
----	-----	---

UK	REP	Prolinx Global LTD 27 Old Gloucester Street London, WC1N3AX, UK <a href="mailto:eu@eulinx.eu">eu@eulinx.eu</a>
----	-----	--

Manufacturer: Shenzhen Leqi Network Technology Co., Ltd.

Add: Rooms 103, 501 and 601, Building 5, Fenghe Industrial Park, Nos. 1301-50  
Guanguang Road, Longhua District, Shenzhen, Guangdong, China.

Consignor: Shenzhen LC Co., Ltd

Add: Rooms 602, Building 5, Fenghe Industrial Park, No. 1301-50 Guanguang Road,  
Xinlan Community, Guanlan Street, Longhua District, Shenzhen, Guangdong, China.

CE RoHS



Made in China  
[www.smallrig.com](http://www.smallrig.com)