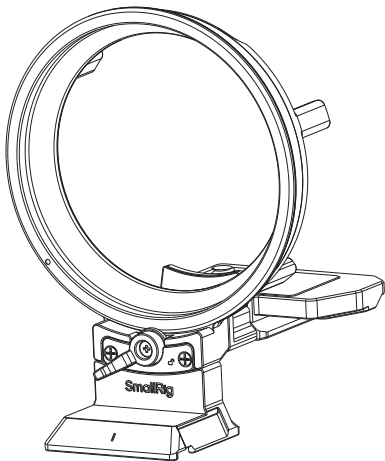


SmallRig



Rotatable Horizontal-to-Vertical Mount Plate Kit
for Panasonic LUMIX S5 II / S5 IIX / G9 II

松下LUMIX S5 II / S5 IIX / G9 II可旋转横竖拍安装板套件

Operating Instruction / 操作指引

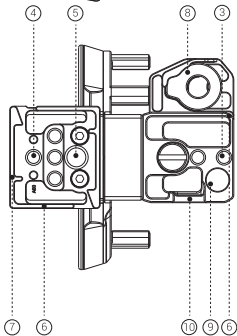
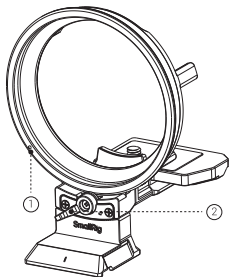
Foreword / 前言

- Thank you for purchasing SmallRig's product.
感谢您购买 SmallRig 产品。
- Please read this Operating Instruction carefully.
使用本产品之前，请仔细阅读操作指引。
- Please follow the safety warnings.
请注意所有警告提示并遵循使用操作指引的所有指令。

In the Box / 包装清单

Rotatable Horizontal-to-Vertical Support Ring (Hereinafter referred to as: Support Ring)	× 1
横竖拍支撑环环体 (以下简称: 支撑环环体)	
Rotatable Horizontal-to-Vertical Support Ring Quick Release Plate (Hereinafter referred to as: Support Ring Quick Release Plate)	× 1
横竖拍支撑环快装板 (以下简称: 支撑环快装板)	
Baseplate 底板	× 1
Allen Wrench 六角扳手	× 1
M4 Screw M4螺丝	× 2
Operating Instruction 操作指引	× 1
Guarantee Card 保修卡	× 1

Product Details / 产品介绍



- ① Lens Mounting Marking
镜头安装标识
- ② Horizontal-to-Vertical Locking Lever
横竖拍切换锁紧扳手
- ③ 1/4"-20 Threaded Hole
1/4"-20 螺纹孔
- ④ 1/4"-20 Locating Hole
1/4"-20 定位孔
- ⑤ 3/8"-16 Threaded Hole
3/8"-16 螺纹孔
- ⑥ Arca-Swiss Plate
阿卡规格快装板
- ⑦ Manfrotto RC2-Type Compatible Plate
曼富图RC2规格快装板
- ⑧ Flat-Head Wrench
一字扳手
- ⑨ QD Socket
QD接口
- ⑩ Strap Slot
腕带孔

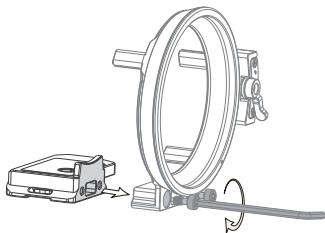
Installation Instruction / 安装步骤

*Please remove the lens before installing the product

*安装产品前请先取下镜头

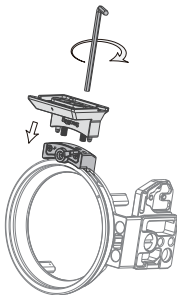
1. Install the baseplate

安装底板



2. Install the Support Ring Quick Release Plate

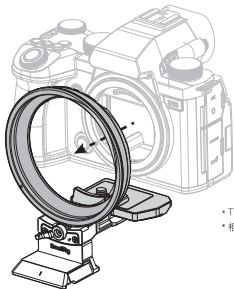
安装支撑环快装板



3. Install the camera

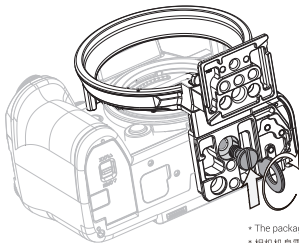
安装相机

(1)



- The package does not include the camera.
- 相机机身需另购

(2)

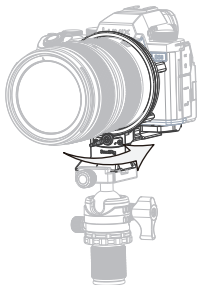


- The package does not include the camera.
- 相机机身需另购

4. Instruction

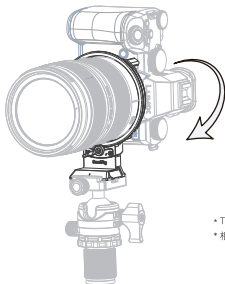
使用说明

- (1) **Unlock the horizontal-to-vertical locking lever**
通过解锁横竖拍切换锁紧扳手



- * The package does not include the camera.
- * 相机机身需另购

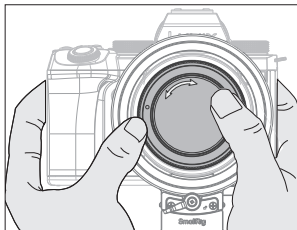
- (2) **Switch between vertical and horizontal orientations**
即可进行横竖拍切换



- * The package does not include the camera.
- * 相机机身需另购

Note / 注意事项

- * The package does not include the camera.
- * 相机机身需另购
- * After Installation the rotatable horizontal-to-vertical mount Plate, please refer to the figure to remove and install the body cap.
- * 安装横竖拍支撑环后，请参考如图方式拆装机身盖



Specifications / 产品参数

Product Dimensions 产品尺寸	5.0 × 3.7 × 3.7in 124.0 × 94.4 × 94.1mm
Product Weight 产品重量	5.5 ± 0.2oz 157.0 ± 5.0g
Material(s) 主要材质	Aluminum Alloy, Stainless Steel, Silicone 铝合金、不锈钢、硅胶
Compatibility 适配性	Panasonic LUMIX S5 II / S5 IIX / G9 II 松下LUMIX S5 II / S5 IIX / G9 II

* 技术参数如有改动，以实物为准，恕不另行通知。

Specifications subject to change without prior notice. Please refer to the physical product for the most up-to-date information.

Manufacturer: Shenzhen Leqi Innovation Co., Ltd.

Add: Rooms 103, 501 and 601, Building 5, Fenghe Industrial Park, Nos. 1301-50
Guanguang Road, Longhua District, Shenzhen, Guangdong, China.

制造商: 深圳市乐其创新股份有限公司

地址: 中国广东省深圳市龙华区观澜街道新澜社区观光路 1301-50 号丰和工业园
厂房 5 栋 103、501、601

Consignor: Shenzhen LC Co., Ltd.

Add: Rooms 602, Building 5, Fenghe Industrial Park, No. 1301-50 Guanguang Road,
Xinlan Community, Guanlan Street, Longhua District, Shenzhen, Guangdong, China.

委托商: 深圳市乐长科技有限公司

地址: 中国广东省深圳市龙华区观澜街道新澜社区观光路 1301-50 号丰和工业园
厂房 5 栋 602

执行标准: GB/T 26572-2011

LQ-P1343-18

