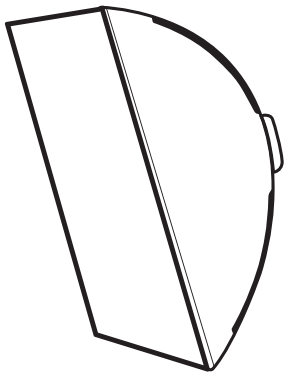


SmallRig



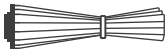
Rectangular / Strip Softbox

RA-R6090 / User Manual
RA-R30120


Thank you for purchasing SmallRig RA-R6090 Rectangular Softbox / RA-R30120 Strip Softbox

- RA-R6090 / RA-R30120 is a Softbox with 60 × 90cm / 30 × 120cm.
- Universal Bowens mount design, makes it compatible with SmallRig RC 120D / RC 120B / RC 220D / RC220B and other Bowens Mount Light of other brands.
- The new generation of self-developed quick-release design, the diffusion and the frame are combined into one, you can easily install and disassemble the softbox in seconds, simplify the use process, bring you the best user experience.
- Also includes a high-quality fabric grid to help focus in your light beam angle to 45 degrees, which will allow you to maximize control of your lighting.
- Using industrial-grade soft material and highly reflective coating. With two fabric diffusion to satisfy your different needs.

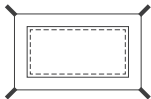
In the Box



Softbox × 1



Fabric Grid × 1



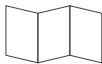
Internal Diffusion × 1



External Diffusion × 1




Carrying Bag × 1



User Manual × 1

Install / Disassembly



- ❶ Method 1: Put the softbox on the flat ground and press it open with both hands
- ❷ Method 2: Press the chassis diagonally and pull it up respectively, and make it enter the fixed clamping position with a "click" sound
- ❸ Paste the internal diffusion onto the Velcro buckle on the softbox
- ❹ Paste the external diffusion onto the black Velcro tape on the edge of the softbox
- ❺ Paste the fabric grid onto the black Velcro tape on the edge of the softbox
- ❻ Disassembly: gently lift the skeleton, press it to complete disassembly

Specification

Product Name	RA-R6090 Rectangular Softbox
Opening Softbox Size	23.6 × 35.4in
External Diffusion Size	23.2 × 34.3in
Internal Diffusion Size	16.5 × 24.4in
Honeycomb Grid Size	23.2 × 35in
Product Weight	2.93lbs

Product Name	RA-R30120 Strip Softbox
Opening Softbox Size	11.8 × 47.2in
External Diffusion Size	11 × 46.5in
Internal Diffusion Size	7.9 × 34.3in
Honeycomb Grid Size	11 × 46.5in
Product Weight	2.87lbs

If there is any change in technical specifications without inform, please refer to the actual product.

Service Warranty

Please keep your original receipt and guarantee card. Be sure the dealer has written on it the date of purchase and SN of the product. These are required for warranty service.

After-sale Warranty Terms

SmallRig products are entitled to warranty services as of the date of payment.

• Electronic products (except V mount battery): 1-year warranty.

• V mount battery: 2-year warranty.

• Non-electronic products: 2-year warranty.

Note: In case of any conflict between our warranty period policy and applicable laws and regulations of the country / region where the products are sold, the latter shall prevail.

This Warranty Does Not Cover

1. If users fail to adhere to the "Operating Instruction" or any "Warnings" stated in the user manual, resulting in a quality failure, it falls outside the scope of warranty coverage.
2. The product identification or SN label is removed or defaced in any way.
3. Product damage caused by problems not attributable to the quality of the products such as improper use of the products.
4. Product damage caused by unauthorized modification, disassembly, repair and other acts.
5. Product damage caused by fires, floods, lightning and other force majeure factors.

Warranty Mode

• For the products within the scope of warranty, SmallRig will repair or replace them on the basis of specific failures; the repaired / replaced products / parts are entitled to the remaining part of the original warranty period.

Contact Information

• You're advised to contact the online customer service personnel of corresponding shopping platform and submit a repair service application.

• You may also apply for repair service through SmallRig's service email.

Service Email: support@smallrig.com

Guarantee Card

ID No.	
Item Name	
Purchase Date	
User Name	
Mobile	
Address	
Receipt	

EC	REP	Prolinx GmbH Brehmstr.56,40239 Duesseldorf Germany eu@eulinx.eu
----	-----	---

UK	REP	Prolinx Global LTD 27 Old Gloucester Street London,WC1N3AX, UK eu@eulinx.eu
----	-----	---



WE ARE HERE FOR YOU
服务与支持



ETICHETTATURA AMBIENTALE
ENVIRONMENTAL LABELING

Manufacturer: Shenzhen Leqi Innovation Co., Ltd.

Add: Rooms 103, 501 and 601, Building 5, Fenghe Industrial Park,
Nos. 1301-50 Guangguang Road, Longhua District,
Shenzhen, Guangdong, China.

Consignor: Shenzhen LC Co., Ltd.

Add: Rooms 602, Building 5, Fenghe Industrial Park,
No. 1301-50 Guangguang Road, Xinlan Community,
Guanlan Street, Longhua District, Shenzhen, Guangdong,
China.

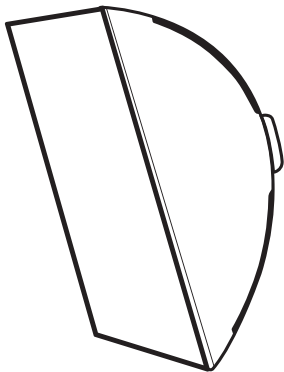


RoHS



Made in China

SmallRig



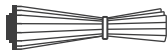
方形柔光箱

RA-R6090 / 用户手册
RA-R30120


感谢您购买SmallRig RA-R6090 / RA-R30120方形柔光箱。

- RA-R6090 / RA-R30120柔光箱是一款尺寸为60 × 90cm / 30 × 120cm的方形柔光箱。
- 接口形式为通用的保荣口设计,兼容SmallRig RC 120D / RC 120B / RC 220D / RC 220B以及市面上其他品牌的保荣卡口的影视灯具。
- 自主研发最新一代快拆结构,简化使用流程,大幅提高装卸效率,带给您最好的用户体验。
- 标配45°格栅,有效约束光线范围,适用更多场景。
- 采用工业级柔光布料和高反光涂层,并标配内、外两层柔光布,满足您的不同需求,获得更好的拍摄效果。

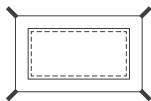
包装清单



柔光箱 × 1



格栅 × 1



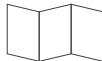
柔光布(内) × 1



柔光布(外) × 1




收纳包 × 1



用户手册 × 1

安装 / 拆卸



- ① 方式一:将柔光箱放在平地上用双手按压撑开
- ② 方式二:将柔光箱主体竖立起来,对角按住底盘分别向上提拉,听到“咔”声使之进入固定卡位
- ③ 依次把内柔光布粘贴到柔光箱上的魔术贴扣上
- ④ 依次将外柔光布沿着柔光箱内侧边缘粘贴到黑色魔术贴上
- ⑤ 依次将格栅粘贴到柔光箱外边缘黑色魔术贴上
- ⑥ 拆卸:手提伞骨微微轻抬,按住按钮,依次即可完成拆卸

规格参数

产品名称	RA-R6090 方形柔光箱
柔光箱打开状态尺寸	600 × 900mm
外部柔光布尺寸	590 × 870mm
内部柔光布尺寸	420 × 620mm
格栅尺寸	590 × 890mm
产品净重	1330g

产品名称	RA-R30120 方形柔光箱
柔光箱打开状态尺寸	300 × 1200mm
外部柔光布尺寸	280 × 1180mm
内部柔光布尺寸	200 × 870mm
格栅尺寸	280 × 1180mm
产品净重	1300g

技术参数如有改动,以实物为准,恕不另行通知。

保修条款

请保留您的原始购买单据及保修卡,同时包含您的购买日期、产品序列号等,这些资料质保服务时均需要提供。

售后质保条款

SmallRig产品自下单付款之日起享有质保服务。

- 电子产品(除V口电池): 1年质保。
- V口电池: 2年质保。
- 非电子产品: 2年质保。

注:若销售地国家或地区的适用法律法规有冲突的,以销售地国家或地区有关质保期的法律法规为准。

质保无效说明

1. 当用户违反操作指引或用户手册中“重要提示”任何一条导致的质量失效,不在质保范围内。
2. 产品序列号标识已经被撕毁或无法辨识,不在质保范围。
3. 产品使用不当等非产品本身质量问题,而造成的产品损坏,不在质保范围。
4. 非官方指导的私自改装、拆解、维修等行为而造成的损坏,不在质保范围。
5. 因火灾、水灾、雷击等不可抗力造成的产品损坏,不在质保范围。

维修方式

· 属于质保范围的,SmallRig 根据产品具体的故障对产品进行维修或更换; 维修后的产品 / 部件享受原有保修期的剩余时长。

联系方式

- 建议您优先前往相应购买平台联系在线客服,提出产品维修申请。
- 您也可以通过 SmallRig 服务邮箱申请维修服务。

服务邮箱: support@smallrig.com

保修卡

ID编号	
产品名称	
购买日期	
用户姓名	
用户电话	
用户地址	
购买单据	

制造商: 深圳市乐其创新股份有限公司

地址: 中国广东省深圳市龙华区观澜街道新澜社区观光路1301-50号丰和工业园厂房5栋103、501、601

委托商: 深圳市乐长科技有限公司

地址: 中国广东省深圳市龙华区观澜街道新澜社区观光路1301-50号丰和工业园厂房5栋602



RoHS



执行标准: GB/T 26572-2011

中国制造